





C. RAJA
Evaluation of Instruction Program Report
 21W: ECON 106IL LAB 1C: ORGNZTN - FIRMS LAB
 No. of responses = 8
 Enrollment = 22
 Response Rate = 36.36%

1. Background Information:


1.1) Year in School:




1.2) UCLA GPA:



1.3) Expected Grade:




1.4) What requirements does this course fulfill?




2. Preliminary Questions:

2.1) Approximately how many times did you attend the section?

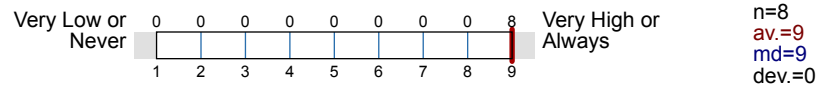


2.2) You saw the teaching assistant attending lectures.

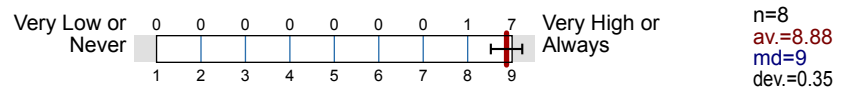


3. To What Extent Do You Feel That:

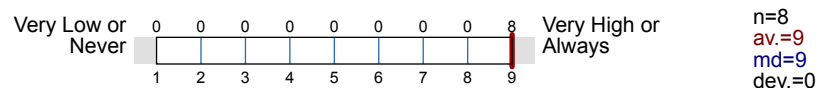
3.1) Teaching Assistant Knowledge - The T.A. was knowledgeable about the material.



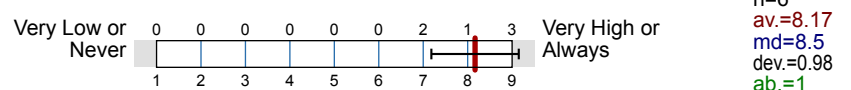
3.2) Teaching Assistant Concern - The T.A. was concerned about student learning.



3.3) Organization - Section presentations were well prepared and organized.



3.4) Scope - The teaching assistant expanded on course ideas.

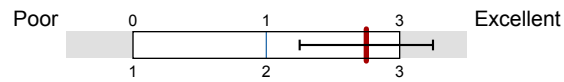


3.5)	Interaction - Students felt welcome in seeking help in or outside of the class.		n=8 av.=8.88 md=9 dev.=0.35
3.6)	Communication Skills - The teaching assistant had good communication skills.		n=8 av.=8.88 md=9 dev.=0.35
3.7)	Presentation - Your presentation or your group's presentation benefited from the help of the teaching assistant.		n=7 av.=9 md=9 dev.=0 ab.=1
3.8)	Data Analysis - The teaching assistant helped you develop data analysis skills.		n=6 av.=9 md=9 dev.=0 ab.=1
3.9)	Value - The overall value of the sections justified your time and effort.		n=8 av.=8.63 md=9 dev.=0.74
3.10)	Overall - What is your overall rating of the teaching assistant?		n=8 av.=8.75 md=9 dev.=0.71

4. Your View of Section Characteristics:

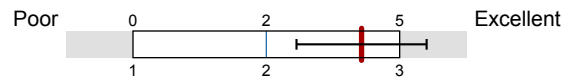
4.1)	Difficulty (relative to other courses)		n=6 av.=2.17 md=2 dev.=0.41 ab.=1
4.2)	Workload/pace was		n=6 av.=2 md=2 dev.=0 ab.=1
4.3)	Integration of section with course was		n=7 av.=3 md=3 dev.=0

4.4) Texts, required readings



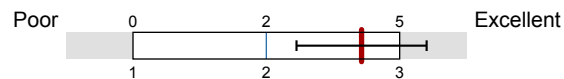
n=4
av.=2.75
md=3
dev.=0.5
ab.=3

4.5) Homework assignments



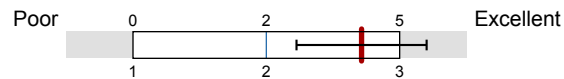
n=7
av.=2.71
md=3
dev.=0.49

4.6) Graded materials, examinations



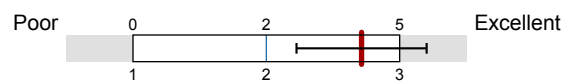
n=7
av.=2.71
md=3
dev.=0.49

4.7) Lecture presentations



n=7
av.=2.71
md=3
dev.=0.49

4.8) Class discussions



n=7
av.=2.71
md=3
dev.=0.49

5. Comments:

5.1) Please identify what you perceive to be the real strengths and weaknesses of this teaching assistant and course.

- Chandni is a brilliant TA. She is so knowledgeable about the material and extremely organized. I would not dare miss a section and I believe my success in this class has to do with her expertise. I would seriously recommend her to anyone and I have no doubt she will succeed in the future.
- Chandni is an amazing TA! I would have not understood the course material/content/math portion of the class if it was not for her discussion sections. I really benefitted from the recorded TA sections as my section time was not convenient for my international time zone.

My one recommendation is to include more math examples/practice problems in the TA handouts so that we can better practice for the final exam!

- Chandni is by far the best TA in the Econ department. I attended her TA sessions when she was a TA for Econ 101 in the fall (even though she wasn't my TA), and I was blessed to have her as a TA in this course. She is very patient, caring, and knowledgeable about what she is teaching. She explained ideas clearly, even better than the professor. She takes her time to explain her ideas clearly, and comes to every TA session prepared. I hope to have her as a TA in more of my classes at UCLA because I have learned so much from her in terms of economics and her amazing personality. I also hope to acquire the character traits that she carries with herself.
- Chandni was a great TA and made understanding the math behind the topics very easy to digest and apply to other problems. She was also very attentive to our questions and open to helping us with the intuition of the problems.
- Chandni's discussion was essential to this class because we were able to go over examples that were seen on the homework and practice finals. Chandni was very organized, stayed on topic during class, and was extremely clear during discussion. She answered every question that people had during discussion and office hours. She made sure to stop and wait for questions frequently. Her notes were very neat, there were no mistakes made during discussion, and she made sure to record and upload discussion in a timely manner.

Profile

Subunit: ECON
 Name of the instructor: C. RAJA
 Name of the course: 21W: ECON 106IL LAB 1C: ORGNZTN - FIRMS LAB
 (Name of the survey)

Values used in the profile line: Mean

3. To What Extent Do You Feel That:

3.1) Teaching Assistant Knowledge - The T.A. was knowledgeable about the material.	Very Low or Never									Very High or Always	n=8	av.=9.00
3.2) Teaching Assistant Concern - The T.A. was concerned about student learning.	Very Low or Never									Very High or Always	n=8	av.=8.88
3.3) Organization - Section presentations were well prepared and organized.	Very Low or Never									Very High or Always	n=8	av.=9.00
3.4) Scope - The teaching assistant expanded on course ideas.	Very Low or Never									Very High or Always	n=6	av.=8.17
3.5) Interaction - Students felt welcome in seeking help in or outside of the class.	Very Low or Never									Very High or Always	n=8	av.=8.88
3.6) Communication Skills - The teaching assistant had good communication skills.	Very Low or Never									Very High or Always	n=8	av.=8.88
3.7) Presentation - Your presentation or your group's presentation benefited from the help of the teaching assistant.	Very Low or Never									Very High or Always	n=7	av.=9.00
3.8) Data Analysis - The teaching assistant helped you develop data analysis skills.	Very Low or Never									Very High or Always	n=6	av.=9.00
3.9) Value - The overall value of the sections justified your time and effort.	Very Low or Never									Very High or Always	n=8	av.=8.63
3.10) Overall - What is your overall rating of the teaching assistant?	Very Low or Never									Very High or Always	n=8	av.=8.75

4. Your View of Section Characteristics:


4.1) Difficulty (relative to other courses)	Low									High	n=6	av.=2.17
4.2) Workload/pace was	Too Slow									Too Much	n=6	av.=2.00
4.3) Integration of section with course was	Poor									Excellent	n=7	av.=3.00
4.4) Texts, required readings	Poor									Excellent	n=4	av.=2.75
4.5) Homework assignments	Poor									Excellent	n=7	av.=2.71
4.6) Graded materials, examinations	Poor									Excellent	n=7	av.=2.71
4.7) Lecture presentations	Poor									Excellent	n=7	av.=2.71
4.8) Class discussions	Poor									Excellent	n=7	av.=2.71




C. RAJA
Evaluation of Instruction Program Report
 21W: ECON 106IL LAB 2B: ORGNZTN - FIRMS LAB
 No. of responses = 5
 Enrollment = 24
 Response Rate = 20.83%

1. Background Information:


1.1) Year in School:




1.2) UCLA GPA:



1.3) Expected Grade:

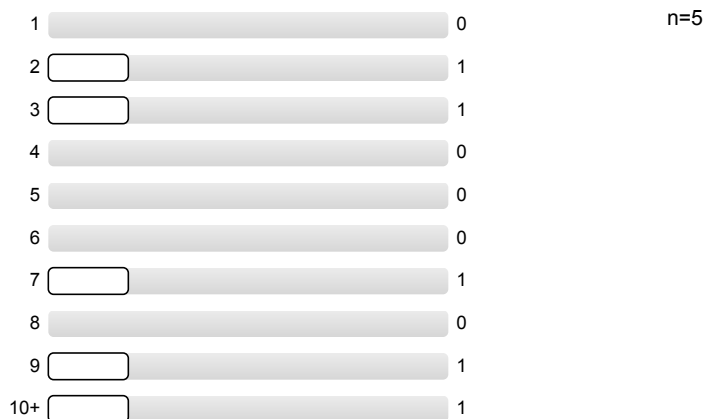


1.4) What requirements does this course fulfill?




2. Preliminary Questions:

2.1) Approximately how many times did you attend the section?

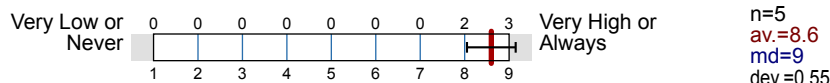


2.2) You saw the teaching assistant attending lectures.

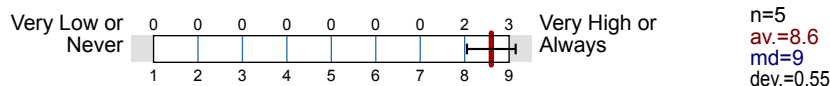


3. To What Extent Do You Feel That:

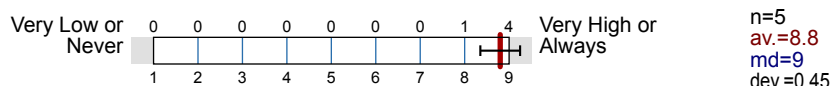
3.1) Teaching Assistant Knowledge - The T.A. was knowledgeable about the material.



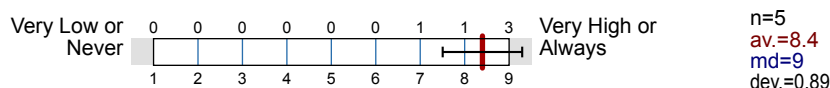
3.2) Teaching Assistant Concern - The T.A. was concerned about student learning.



3.3) Organization - Section presentations were well prepared and organized.



3.4) Scope - The teaching assistant expanded on course ideas.

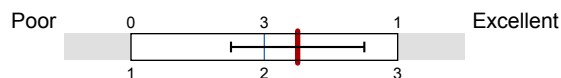


3.5)	Interaction - Students felt welcome in seeking help in or outside of the class.		n=5 av.=8.4 md=9 dev.=0.89
3.6)	Communication Skills - The teaching assistant had good communication skills.		n=5 av.=8.4 md=9 dev.=0.89
3.7)	Presentation - Your presentation or your group's presentation benefited from the help of the teaching assistant.		n=3 av.=8.67 md=9 dev.=0.58 ab.=2
3.8)	Data Analysis - The teaching assistant helped you develop data analysis skills.		n=3 av.=8.33 md=9 dev.=1.15 ab.=2
3.9)	Value - The overall value of the sections justified your time and effort.		n=5 av.=8 md=8 dev.=1.22
3.10)	Overall - What is your overall rating of the teaching assistant?		n=5 av.=8.8 md=9 dev.=0.45

4. Your View of Section Characteristics:

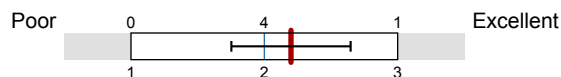
4.1)	Difficulty (relative to other courses)		n=5 av.=2.4 md=2 dev.=0.55
4.2)	Workload/pace was		n=5 av.=2 md=2 dev.=0
4.3)	Integration of section with course was		n=5 av.=2.6 md=3 dev.=0.55

4.4) Texts, required readings



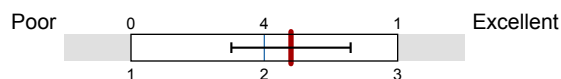
n=4
 av.=2.25
 md=2
 dev.=0.5
 ab.=1

4.5) Homework assignments



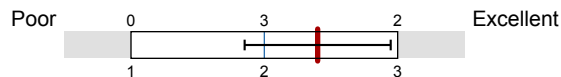
n=5
 av.=2.2
 md=2
 dev.=0.45

4.6) Graded materials, examinations



n=5
 av.=2.2
 md=2
 dev.=0.45

4.7) Lecture presentations



n=5
 av.=2.4
 md=2
 dev.=0.55

4.8) Class discussions



n=5
 av.=2.2
 md=2
 dev.=0.45

5. Comments:

5.1) Please identify what you perceive to be the real strengths and weaknesses of this teaching assistant and course.

- Chadni was SO sweet! I am so grateful. She always answered all my questions in section and office hours and she was so supportive. You can tell she really cared and wanted to help (and she did!). She was always very organized and encouraged us to ask questions and reach out to her via email. Wonderful TA.

Profile

Subunit: ECON
 Name of the instructor: C. RAJA
 Name of the course: 21W: ECON 106IL LAB 2B: ORGNZTN - FIRMS LAB
 (Name of the survey)

Values used in the profile line: Mean

3. To What Extent Do You Feel That:

3.1) Teaching Assistant Knowledge - The T.A. was knowledgeable about the material.	Very Low or Never									Very High or Always	n=5	av.=8.60
3.2) Teaching Assistant Concern - The T.A. was concerned about student learning.	Very Low or Never									Very High or Always	n=5	av.=8.60
3.3) Organization - Section presentations were well prepared and organized.	Very Low or Never									Very High or Always	n=5	av.=8.80
3.4) Scope - The teaching assistant expanded on course ideas.	Very Low or Never									Very High or Always	n=5	av.=8.40
3.5) Interaction - Students felt welcome in seeking help in or outside of the class.	Very Low or Never									Very High or Always	n=5	av.=8.40
3.6) Communication Skills - The teaching assistant had good communication skills.	Very Low or Never									Very High or Always	n=5	av.=8.40
3.7) Presentation - Your presentation or your group's presentation benefited from the help of the teaching assistant.	Very Low or Never									Very High or Always	n=3	av.=8.67
3.8) Data Analysis - The teaching assistant helped you develop data analysis skills.	Very Low or Never									Very High or Always	n=3	av.=8.33
3.9) Value - The overall value of the sections justified your time and effort.	Very Low or Never									Very High or Always	n=5	av.=8.00
3.10) Overall - What is your overall rating of the teaching assistant?	Very Low or Never									Very High or Always	n=5	av.=8.80

4. Your View of Section Characteristics:

4.1) Difficulty (relative to other courses)	Low								High	n=5	av.=2.40
4.2) Workload/pace was	Too Slow								Too Much	n=5	av.=2.00
4.3) Integration of section with course was	Poor								Excellent	n=5	av.=2.60
4.4) Texts, required readings	Poor								Excellent	n=4	av.=2.25
4.5) Homework assignments	Poor								Excellent	n=5	av.=2.20
4.6) Graded materials, examinations	Poor								Excellent	n=5	av.=2.20
4.7) Lecture presentations	Poor								Excellent	n=5	av.=2.40
4.8) Class discussions	Poor								Excellent	n=5	av.=2.20