





C. RAJA
Evaluation of Instruction Program Report
 24W: ECON 101 DIS 1L: MICROECONOMC THEORY
 No. of responses = 8
 Enrollment = 28
 Response Rate = 28.57%

1. Background Information:

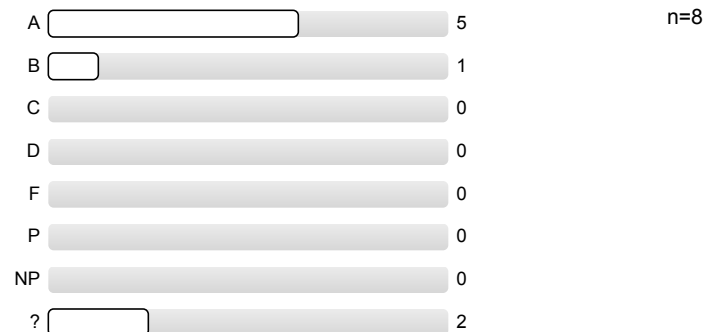
1.1) Year in School:




1.2) UCLA GPA:



1.3) Expected Grade:




1.4) What requirements does this course fulfill?




2. Preliminary Questions:


2.1) Approximately how many times did you attend the assigned section?



2.2) If you primarily attended a section that is not assigned to you, what was your primary reason for doing so?

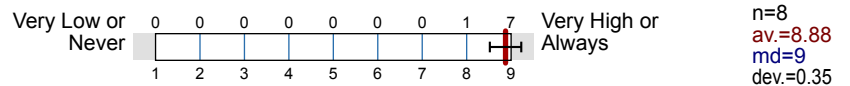


2.3) You saw the TA of the assigned section attending lectures.

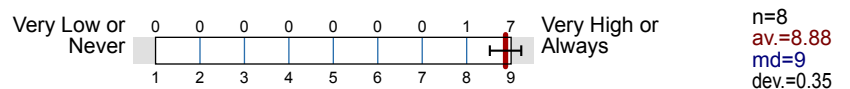


3. To What Extent Do You Feel That:

3.1) Teaching Assistant Knowledge - The T.A. was knowledgeable about the material.



3.2) Teaching Assistant Concern - The T.A. was concerned about student learning.

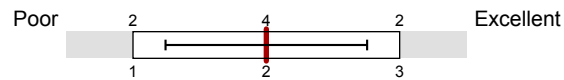


3.3)	Organization - Section presentations were well prepared and organized.		n=8 av.=8.5 md=9 dev.=0.76
3.4)	Scope - The teaching assistant expanded on course ideas.		n=8 av.=8.25 md=9 dev.=1.39
3.5)	Interaction - Students felt welcome in seeking help in or outside of the class.		n=8 av.=8.63 md=9 dev.=1.06
3.6)	Communication Skills - The teaching assistant had good communication skills.		n=8 av.=8.5 md=9 dev.=0.76
3.7)	Value - The overall value of the sections justified your time and effort.		n=8 av.=8.75 md=9 dev.=0.71
3.8)	Overall - What is your overall rating of the teaching assistant?		n=8 av.=8.63 md=9 dev.=0.74

4. Your View of Section Characteristics:

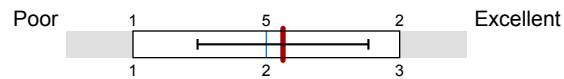
4.1)	Difficulty (relative to other courses)		n=8 av.=2.25 md=2 dev.=0.71
4.2)	Workload/pace was		n=8 av.=2 md=2 dev.=0.53
4.3)	Integration of section with course was		n=8 av.=2.63 md=3 dev.=0.52
4.4)	Texts, required readings		n=6 av.=2.33 md=2 dev.=0.52 ab.=2

4.5) Homework assignments



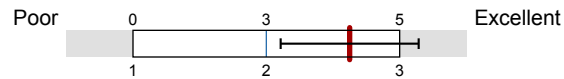
n=8
 av.=2
 md=2
 dev.=0.76

4.6) Graded materials, examinations



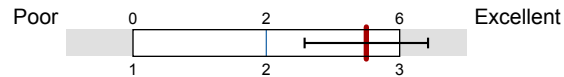
n=8
 av.=2.13
 md=2
 dev.=0.64

4.7) Lecture presentations



n=8
 av.=2.63
 md=3
 dev.=0.52

4.8) Class discussions



n=8
 av.=2.75
 md=3
 dev.=0.46

5. Comments:

- 5.1) Please identify what you perceive to be the real strengths and weaknesses of this teaching assistant and course.
- Chandni is honestly one of the best TA's I've had throughout my time here at UCLA, especially within the econ department. She is very kind and patient and willing to answer any questions a student may have -- no matter how "dumb" they may seem. Additionally, she is very quick to respond to emails and help in any way she can.
 - TA was only reason I can pass class probably. very helpful
 - Very clear and coherent! Touches on everything we needed to know for exams. Her section was very worthwhile and valuable to attend. Without attending lectures and only attending discussions, I was able to ace both midterms. Thanks for the quarter! Wishing you the best on your academic journey/career
 - ta chandni is the best. she is super clear, easy to understand and follow. she deserves the highest reviews and pay

Profile

Subunit: ECON
 Name of the instructor: C. RAJA
 Name of the course: 24W: ECON 101 DIS 1L: MICROECONOMC THEORY
 (Name of the survey)

Values used in the profile line: Mean

3. To What Extent Do You Feel That:

3.1) Teaching Assistant Knowledge - The T.A. was knowledgeable about the material.	Very Low or Never									Very High or Always	n=8	av.=8.88
3.2) Teaching Assistant Concern - The T.A. was concerned about student learning.	Very Low or Never									Very High or Always	n=8	av.=8.88
3.3) Organization - Section presentations were well prepared and organized.	Very Low or Never									Very High or Always	n=8	av.=8.50
3.4) Scope - The teaching assistant expanded on course ideas.	Very Low or Never									Very High or Always	n=8	av.=8.25
3.5) Interaction - Students felt welcome in seeking help in or outside of the class.	Very Low or Never									Very High or Always	n=8	av.=8.63
3.6) Communication Skills - The teaching assistant had good communication skills.	Very Low or Never									Very High or Always	n=8	av.=8.50
3.7) Value - The overall value of the sections justified your time and effort.	Very Low or Never									Very High or Always	n=8	av.=8.75
3.8) Overall - What is your overall rating of the teaching assistant?	Very Low or Never									Very High or Always	n=8	av.=8.63

4. Your View of Section Characteristics:


4.1) Difficulty (relative to other courses)	Low									High	n=8	av.=2.25
4.2) Workload/pace was	Too Slow									Too Much	n=8	av.=2.00
4.3) Integration of section with course was	Poor									Excellent	n=8	av.=2.63
4.4) Texts, required readings	Poor									Excellent	n=6	av.=2.33
4.5) Homework assignments	Poor									Excellent	n=8	av.=2.00
4.6) Graded materials, examinations	Poor									Excellent	n=8	av.=2.13
4.7) Lecture presentations	Poor									Excellent	n=8	av.=2.63
4.8) Class discussions	Poor									Excellent	n=8	av.=2.75




C. RAJA
Evaluation of Instruction Program Report
 24W: ECON 101 DIS 1N: MICROECONOMC THEORY
 No. of responses = 4
 Enrollment = 20
 Response Rate = 20%

1. Background Information:


1.1) Year in School:




1.2) UCLA GPA:



1.3) Expected Grade:




1.4) What requirements does this course fulfill?




2. Preliminary Questions:


2.1) Approximately how many times did you attend the assigned section?



2.2) If you primarily attended a section that is not assigned to you, what was your primary reason for doing so?

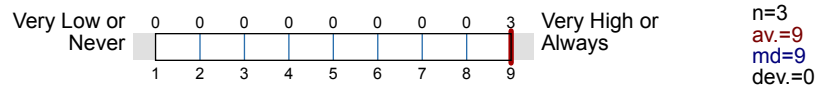


2.3) You saw the TA of the assigned section attending lectures.

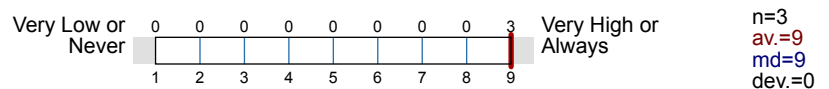


3. To What Extent Do You Feel That:

3.1) Teaching Assistant Knowledge - The T.A. was knowledgeable about the material.



3.2) Teaching Assistant Concern - The T.A. was concerned about student learning.

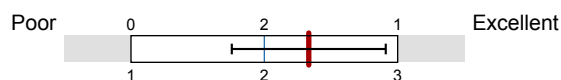


3.3)	Organization - Section presentations were well prepared and organized.		n=3 av.=9 md=9 dev.=0
3.4)	Scope - The teaching assistant expanded on course ideas.		n=3 av.=8.67 md=9 dev.=0.58
3.5)	Interaction - Students felt welcome in seeking help in or outside of the class.		n=3 av.=9 md=9 dev.=0
3.6)	Communication Skills - The teaching assistant had good communication skills.		n=3 av.=9 md=9 dev.=0
3.7)	Value - The overall value of the sections justified your time and effort.		n=3 av.=9 md=9 dev.=0
3.8)	Overall - What is your overall rating of the teaching assistant?		n=3 av.=8.67 md=9 dev.=0.58

4. Your View of Section Characteristics:

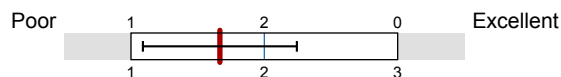
4.1)	Difficulty (relative to other courses)		n=3 av.=2.33 md=2 dev.=0.58
4.2)	Workload/pace was		n=3 av.=2 md=2 dev.=0
4.3)	Integration of section with course was		n=3 av.=2.67 md=3 dev.=0.58
4.4)	Texts, required readings		n=1 av.=2 md=2 dev.=0 ab.=2

4.5) Homework assignments



n=3
 av.=2.33
 md=2
 dev.=0.58

4.6) Graded materials, examinations



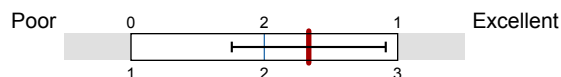
n=3
 av.=1.67
 md=2
 dev.=0.58

4.7) Lecture presentations



n=2
 av.=1.5
 md=2
 dev.=0.71
 ab.=1

4.8) Class discussions



n=3
 av.=2.33
 md=2
 dev.=0.58

5. Comments:

- 5.1) Please identify what you perceive to be the real strengths and weaknesses of this teaching assistant and course.
- She was a good TA. I enjoyed going to her discussions and I also went to her office hours and felt that they helped me better understand the material. I think econ TAs can sometimes be hit or miss and she was definitely good.
 - The TA was very helpful and wanted her students to succeed. The only weakness she had was going through the content quickly.

Profile

Subunit: ECON
 Name of the instructor: C. RAJA
 Name of the course: 24W: ECON 101 DIS 1N: MICROECONOMC THEORY
 (Name of the survey)

Values used in the profile line: Mean

3. To What Extent Do You Feel That:

3.1) Teaching Assistant Knowledge - The T.A. was knowledgeable about the material.	Very Low or Never									Very High or Always	n=3	av.=9.00
3.2) Teaching Assistant Concern - The T.A. was concerned about student learning.	Very Low or Never									Very High or Always	n=3	av.=9.00
3.3) Organization - Section presentations were well prepared and organized.	Very Low or Never									Very High or Always	n=3	av.=9.00
3.4) Scope - The teaching assistant expanded on course ideas.	Very Low or Never									Very High or Always	n=3	av.=8.67
3.5) Interaction - Students felt welcome in seeking help in or outside of the class.	Very Low or Never									Very High or Always	n=3	av.=9.00
3.6) Communication Skills - The teaching assistant had good communication skills.	Very Low or Never									Very High or Always	n=3	av.=9.00
3.7) Value - The overall value of the sections justified your time and effort.	Very Low or Never									Very High or Always	n=3	av.=9.00
3.8) Overall - What is your overall rating of the teaching assistant?	Very Low or Never									Very High or Always	n=3	av.=8.67

4. Your View of Section Characteristics:


4.1) Difficulty (relative to other courses)	Low								High	n=3	av.=2.33
4.2) Workload/pace was	Too Slow								Too Much	n=3	av.=2.00
4.3) Integration of section with course was	Poor								Excellent	n=3	av.=2.67
4.4) Texts, required readings	Poor								Excellent	n=1	av.=2.00
4.5) Homework assignments	Poor								Excellent	n=3	av.=2.33
4.6) Graded materials, examinations	Poor								Excellent	n=3	av.=1.67
4.7) Lecture presentations	Poor								Excellent	n=2	av.=1.50
4.8) Class discussions	Poor								Excellent	n=3	av.=2.33




C. RAJA
Evaluation of Instruction Program Report
 20F: ECON 101 DIS 1F: MICROECONOMC THEORY
 No. of responses = 10
 Enrollment = 28
 Response Rate = 35.71%

1. Background Information:


1.1) Year in School:




1.2) UCLA GPA:



1.3) Expected Grade:

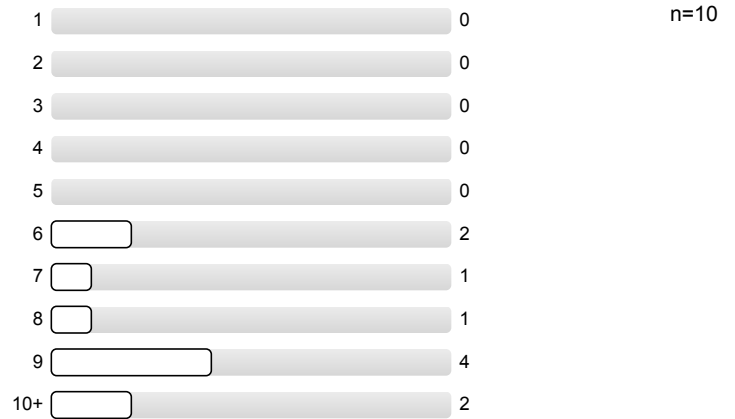


1.4) What requirements does this course fulfill?




2. Preliminary Questions:


2.1) Approximately how many times did you attend the assigned section?



2.2) If you primarily attended a section that is not assigned to you, what was your primary reason for doing so?

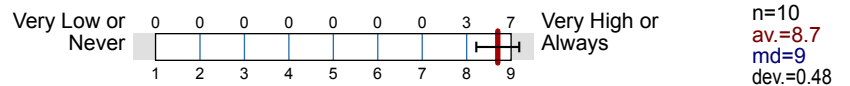


2.3) You saw the TA of the assigned section attending lectures.

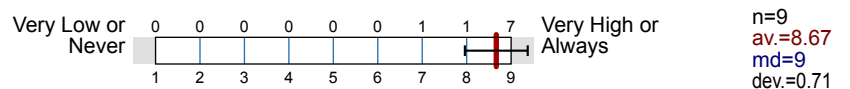


3. To What Extent Do You Feel That:

3.1) Teaching Assistant Knowledge - The T.A. was knowledgeable about the material.



3.2) Teaching Assistant Concern - The T.A. was concerned about student learning.

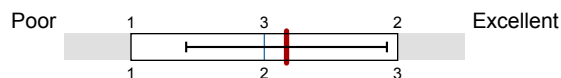


3.3)	Organization - Section presentations were well prepared and organized.		n=10 av.=8.5 md=9 dev.=0.85
3.4)	Scope - The teaching assistant expanded on course ideas.		n=10 av.=8 md=9 dev.=1.89
3.5)	Interaction - Students felt welcome in seeking help in or outside of the class.		n=10 av.=8.5 md=9 dev.=1.27
3.6)	Communication Skills - The teaching assistant had good communication skills.		n=10 av.=8.1 md=9 dev.=2.18
3.7)	Value - The overall value of the sections justified your time and effort.		n=10 av.=8.4 md=9 dev.=1.58
3.8)	Overall - What is your overall rating of the teaching assistant?		n=10 av.=8.3 md=9 dev.=1.89

4. Your View of Section Characteristics:

4.1)	Difficulty (relative to other courses)		n=10 av.=2.5 md=2.5 dev.=0.53
4.2)	Workload/pace was		n=9 av.=2 md=2 dev.=0.5
4.3)	Integration of section with course was		n=10 av.=2.6 md=3 dev.=0.7
4.4)	Texts, required readings		n=5 av.=1.8 md=2 dev.=0.84 ab.=4

4.5) Homework assignments



n=6
 av.=2.17
 md=2
 dev.=0.75
 ab.=3

4.6) Graded materials, examinations



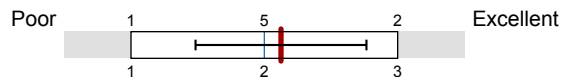
n=7
 av.=2
 md=2
 dev.=0.58
 ab.=2

4.7) Lecture presentations



n=7
 av.=2.14
 md=2
 dev.=0.69
 ab.=3

4.8) Class discussions



n=8
 av.=2.13
 md=2
 dev.=0.64
 ab.=1

5. Comments:

- 5.1) Please identify what you perceive to be the real strengths and weaknesses of this teaching assistant and course.
- Due to the novelty of online classes and the difficulty of the course itself, I had a lot of trouble with Econ 101. Yet I believe the best asset I had in this class was my TA. Chandni was straightforward and focused, which was a blessing for such a hard course. I feel like every minute of discussion was utilized effectively, as her explanations of course concepts would be essential to my learning. When I didn't understand how to do a practice problem, it was her written solutions that helped me understand.
 - I loved Chandni's discussions I think she is very kind and patient with students and encourages us to ask questions and creates a calm environment to learn the complex tedious material in.
 - I particularly appreciate how well prepared my TA was for sections. She always took student feedback into consideration and made sure that we felt comfortable with all practice questions before exams.
 - It is nothing personal against Chadni, but in section it really seemed as she was doing the exercises for herself. It got very confusing at points and I wish she would have given us more exercises to compensate for the lack of exercises offered by the professor. I think it was her first time being a TA so I understand she was learning, but I hope that the next section she teaches is not as harmed by her difficulty in communicating in a already hard class
 - She is a good communicator and explains things well with easy to follow notes. I appreciate how she worked through problems with us and a clear and understandable manner.
 - She knew the class materials well and held office hours in two different time slots to accommodate students in different time zones. She also held additional office hours before midterms and final, which were really helpful!
 - Strengths: very nice, knew her material, good at answering questions
 - You were a great TA - so for that thank you! My only feedback would be that maybe at the start of each discussion you should recap the lecture material and main points as it can help clarify some topics (as some of these concepts are difficult).

Profile

Subunit: ECON
 Name of the instructor: C. RAJA
 Name of the course: 20F: ECON 101 DIS 1F: MICROECONOMC THEORY
 (Name of the survey)

Values used in the profile line: Mean

3. To What Extent Do You Feel That:

3.1) Teaching Assistant Knowledge - The T.A. was knowledgeable about the material.	Very Low or Never									Very High or Always	n=10	av.=8.70
3.2) Teaching Assistant Concern - The T.A. was concerned about student learning.	Very Low or Never									Very High or Always	n=9	av.=8.67
3.3) Organization - Section presentations were well prepared and organized.	Very Low or Never									Very High or Always	n=10	av.=8.50
3.4) Scope - The teaching assistant expanded on course ideas.	Very Low or Never									Very High or Always	n=10	av.=8.00
3.5) Interaction - Students felt welcome in seeking help in or outside of the class.	Very Low or Never									Very High or Always	n=10	av.=8.50
3.6) Communication Skills - The teaching assistant had good communication skills.	Very Low or Never									Very High or Always	n=10	av.=8.10
3.7) Value - The overall value of the sections justified your time and effort.	Very Low or Never									Very High or Always	n=10	av.=8.40
3.8) Overall - What is your overall rating of the teaching assistant?	Very Low or Never									Very High or Always	n=10	av.=8.30

4. Your View of Section Characteristics:


4.1) Difficulty (relative to other courses)	Low									High	n=10	av.=2.50
4.2) Workload/pace was	Too Slow									Too Much	n=9	av.=2.00
4.3) Integration of section with course was	Poor									Excellent	n=10	av.=2.60
4.4) Texts, required readings	Poor									Excellent	n=5	av.=1.80
4.5) Homework assignments	Poor									Excellent	n=6	av.=2.17
4.6) Graded materials, examinations	Poor									Excellent	n=7	av.=2.00
4.7) Lecture presentations	Poor									Excellent	n=7	av.=2.14
4.8) Class discussions	Poor									Excellent	n=8	av.=2.13




C. RAJA
Evaluation of Instruction Program Report
 20F: ECON 101 DIS 1B: MICROECONOMC THEORY
 No. of responses = 8
 Enrollment = 28
 Response Rate = 28.57%

1. Background Information:


1.1) Year in School:




1.2) UCLA GPA:



1.3) Expected Grade:




1.4) What requirements does this course fulfill?




2. Preliminary Questions:


2.1) Approximately how many times did you attend the assigned section?



2.2) If you primarily attended a section that is not assigned to you, what was your primary reason for doing so?

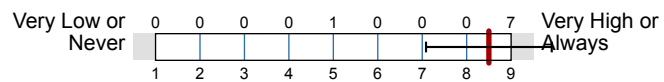


2.3) You saw the TA of the assigned section attending lectures.



3. To What Extent Do You Feel That:

3.1) Teaching Assistant Knowledge - The T.A. was knowledgeable about the material.



n=8
av.=8.5
md=9
dev.=1.41

3.2) Teaching Assistant Concern - The T.A. was concerned about student learning.



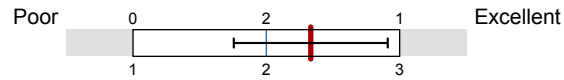
n=8
av.=8.25
md=9
dev.=1.49

3.3)	Organization - Section presentations were well prepared and organized.		n=8 av.=8.38 md=9 dev.=1.41
3.4)	Scope - The teaching assistant expanded on course ideas.		n=8 av.=8.63 md=9 dev.=1.06
3.5)	Interaction - Students felt welcome in seeking help in or outside of the class.		n=7 av.=8.57 md=9 dev.=1.13 ab.=1
3.6)	Communication Skills - The teaching assistant had good communication skills.		n=8 av.=9 md=9 dev.=0
3.7)	Value - The overall value of the sections justified your time and effort.		n=8 av.=8.25 md=9 dev.=1.49
3.8)	Overall - What is your overall rating of the teaching assistant?		n=8 av.=8.75 md=9 dev.=0.46

4. Your View of Section Characteristics:

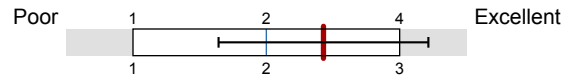
4.1)	Difficulty (relative to other courses)		n=8 av.=2.25 md=2 dev.=0.46
4.2)	Workload/pace was		n=8 av.=2 md=2 dev.=0
4.3)	Integration of section with course was		n=8 av.=2.88 md=3 dev.=0.35
4.4)	Texts, required readings		n=6 av.=2.17 md=2 dev.=0.41 ab.=2

4.5) Homework assignments



n=3
 av.=2.33
 md=2
 dev.=0.58
 ab.=5

4.6) Graded materials, examinations



n=7
 av.=2.43
 md=3
 dev.=0.79
 ab.=1

4.7) Lecture presentations



n=6
 av.=2.83
 md=3
 dev.=0.41
 ab.=1

4.8) Class discussions



n=7
 av.=2.86
 md=3
 dev.=0.38
 ab.=1

5. Comments:

- 5.1) Please identify what you perceive to be the real strengths and weaknesses of this teaching assistant and course.
- Chandni is an amazing Economics TA. I would switch into her section if I ever see that she is a TA for a course I am taking in the future. She's always extremely prepared and knows what topics are important for students. She's very fair as a grader, responds to emails very quickly, and is willing to accomodate student needs. She's the best.
 - Chandni was an amazing TA and explained the concepts well. It was clear she cared about the success of her students and I was glad to have her as my TA
 - I enjoyed the discussion section more than the lecture video, TA Chandni is very kind and patient, she go over the discussion problems with lots of details. Also, she is willing to accommodate students' need as much she can. She is very sincere to give me advice on how to improve in the future exams since I failed the first midterm. I am very glad to have her as my TA this Fall quarter.
 - I switched over to Chandi's section Week 1 and I am so glad I did! She was very organized and went through the discussion questions each week very clearly, and held office hours afterwards to answer any extra questions after. She very willingly offered extra review sessions before exams, and prepared us for the midterms and final as best as she could. She was always open for questions and was very welcoming to questions, emails, etc. outside of class. I was very grateful for this, especially due to how large our class was, the remote instruction via Zoom, and how lectures were asynchronous. Thank you for a great quarter!!
 - Ms. Raja is easily my favorite TA. She knows the material and knows how to explain it. She is willing to offer as much time as needed to help us.
 - none

Profile

Subunit: ECON
 Name of the instructor: C. RAJA
 Name of the course: 20F: ECON 101 DIS 1B: MICROECONOMC THEORY
 (Name of the survey)

Values used in the profile line: Mean

3. To What Extent Do You Feel That:

3.1) Teaching Assistant Knowledge - The T.A. was knowledgeable about the material.	Very Low or Never									Very High or Always	n=8	av.=8.50
3.2) Teaching Assistant Concern - The T.A. was concerned about student learning.	Very Low or Never									Very High or Always	n=8	av.=8.25
3.3) Organization - Section presentations were well prepared and organized.	Very Low or Never									Very High or Always	n=8	av.=8.38
3.4) Scope - The teaching assistant expanded on course ideas.	Very Low or Never									Very High or Always	n=8	av.=8.63
3.5) Interaction - Students felt welcome in seeking help in or outside of the class.	Very Low or Never									Very High or Always	n=7	av.=8.57
3.6) Communication Skills - The teaching assistant had good communication skills.	Very Low or Never									Very High or Always	n=8	av.=9.00
3.7) Value - The overall value of the sections justified your time and effort.	Very Low or Never									Very High or Always	n=8	av.=8.25
3.8) Overall - What is your overall rating of the teaching assistant?	Very Low or Never									Very High or Always	n=8	av.=8.75

4. Your View of Section Characteristics:

4.1) Difficulty (relative to other courses)	Low									High	n=8	av.=2.25
4.2) Workload/pace was	Too Slow									Too Much	n=8	av.=2.00
4.3) Integration of section with course was	Poor									Excellent	n=8	av.=2.88
4.4) Texts, required readings	Poor									Excellent	n=6	av.=2.17
4.5) Homework assignments	Poor									Excellent	n=3	av.=2.33
4.6) Graded materials, examinations	Poor									Excellent	n=7	av.=2.43
4.7) Lecture presentations	Poor									Excellent	n=6	av.=2.83
4.8) Class discussions	Poor									Excellent	n=7	av.=2.86